



# LAMESA, TEXAS

79331



**THIS PAGE INTENTIONALLY LEFT BLANK**

# HEALTH AND SAFETY

## 2016

Insurance and Medicare coverage combined with state and county level health and safety statistics for Lamesa, TX. In Dawson County, TX the age groups most likely to have health care coverage are 6-17 and 6-17, men and women, respectively.

The location has a 1 to 30 primary care clinician to patient ratio and a Medicare reimbursement average per patient per year of \$8,986.

### *Clinician to Patient Rates*

**30**

PRIMARY CARE PHYSICIANS  
FOR EVERY 100,000 PEOPLE

**22**

DENTISTS  
FOR EVERY 100,000 PEOPLE

**N/A**

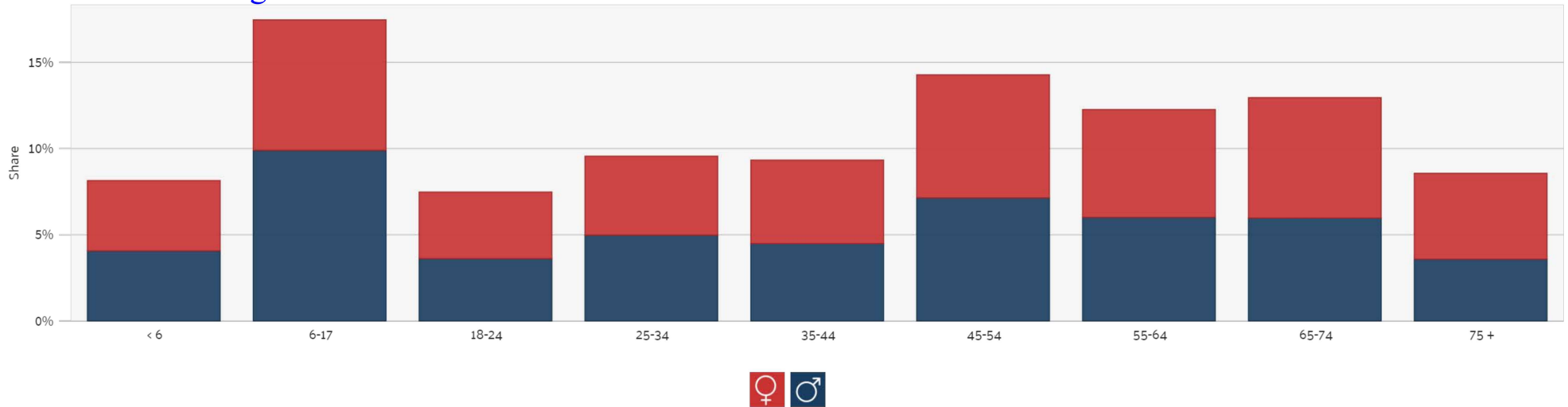
MENTAL HEALTH PROFESSIONALS  
FOR EVERY 100,000 PEOPLE

**44**

OTHER PROVIDERS  
FOR EVERY 100,000 PEOPLE

### *Insurance Coverage by Age and Gender*

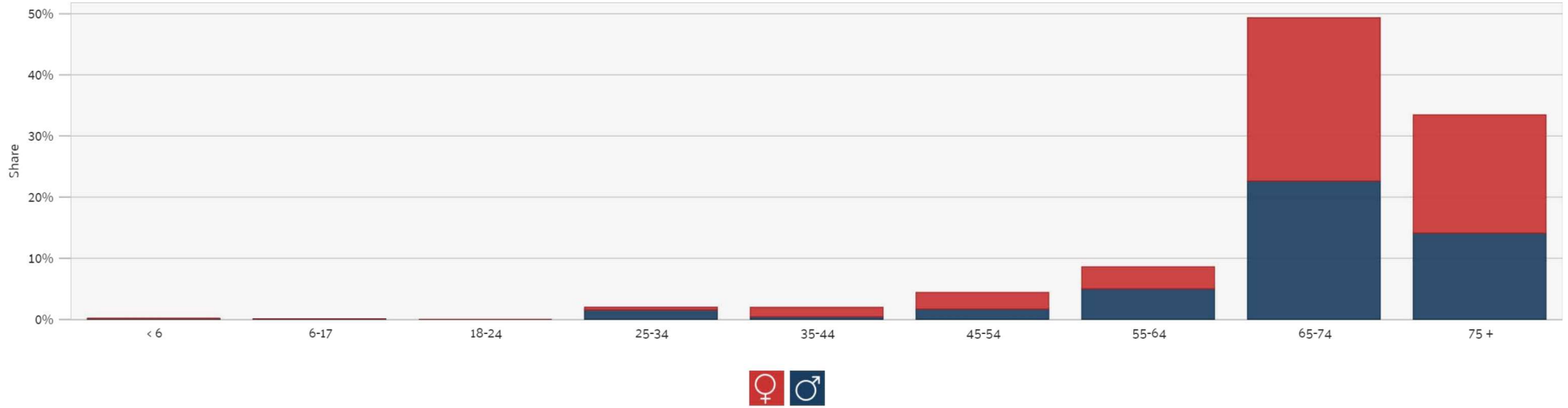
#### Healthcare Coverage



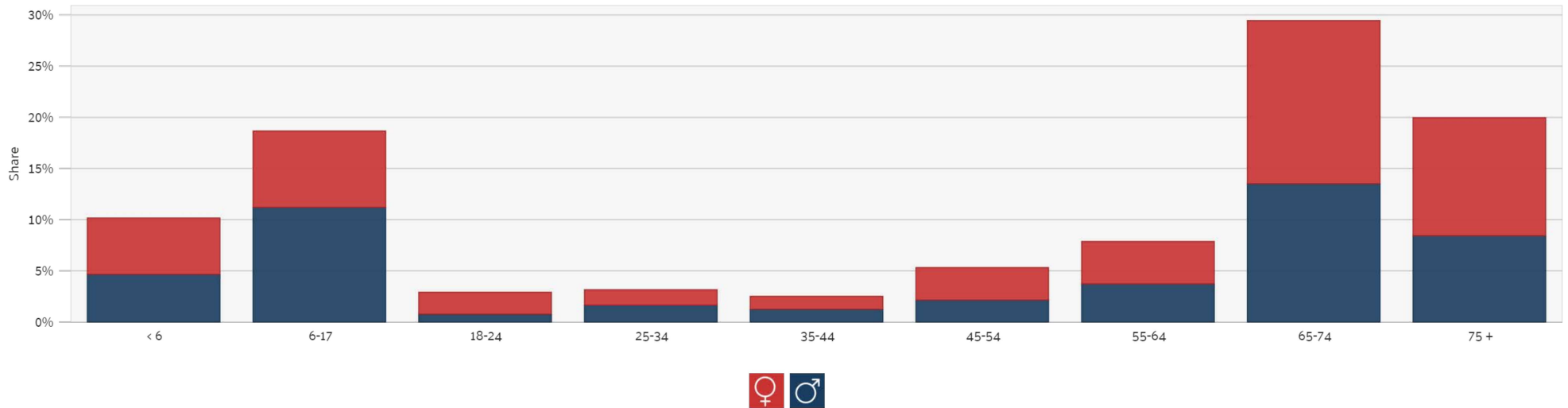
## 2016

### *Insurance Coverage by Age and Gender (cont.)*

#### Medicare Coverage



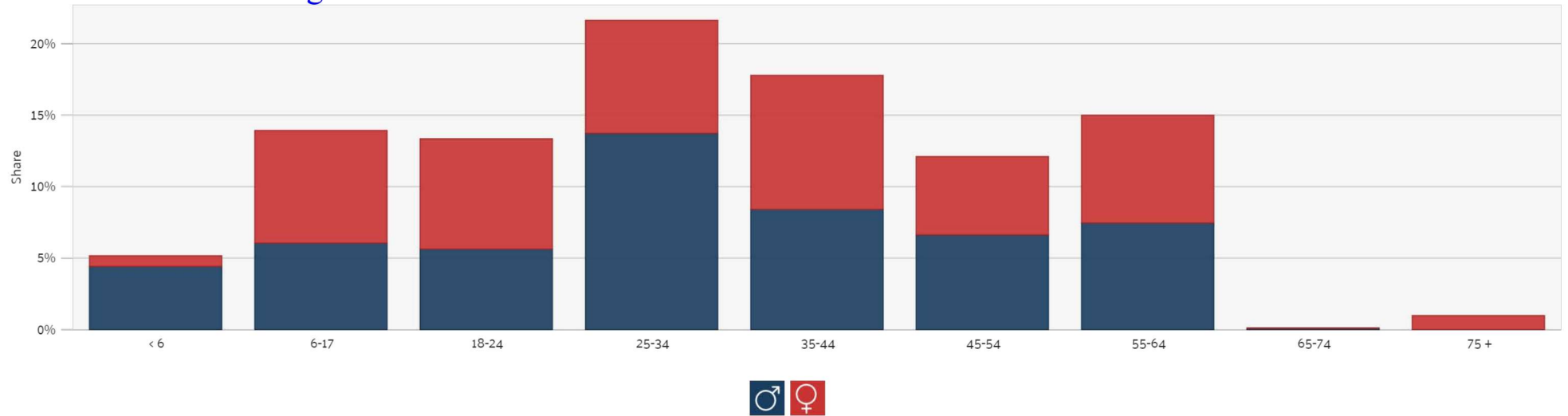
#### Public Health Insurance



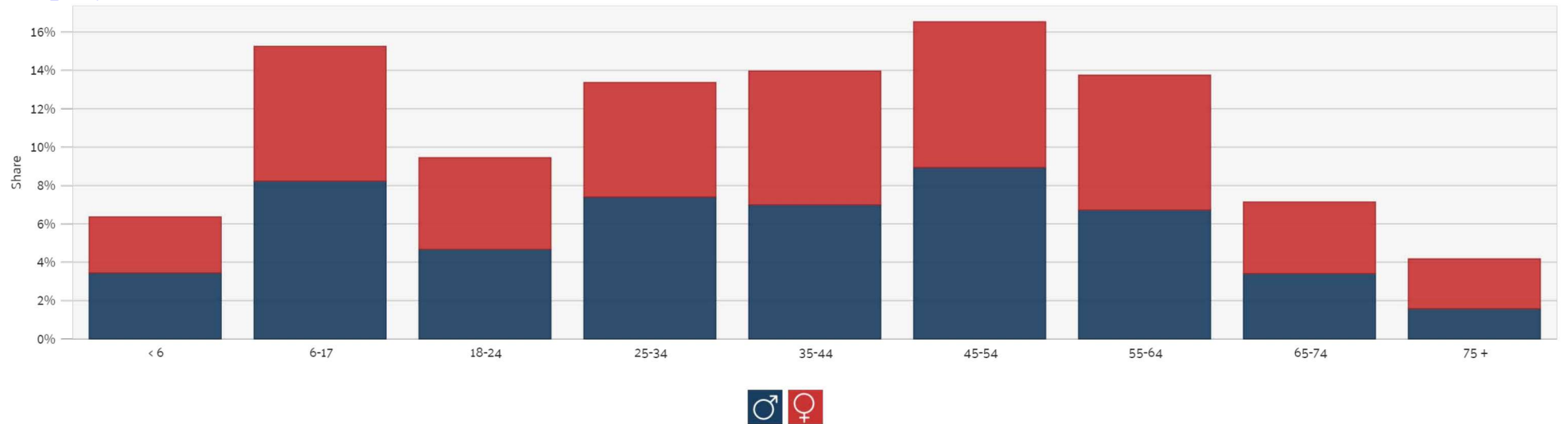
2016

## *Insurance Coverage by Age and Gender (cont.)*

### No Healthcare Coverage



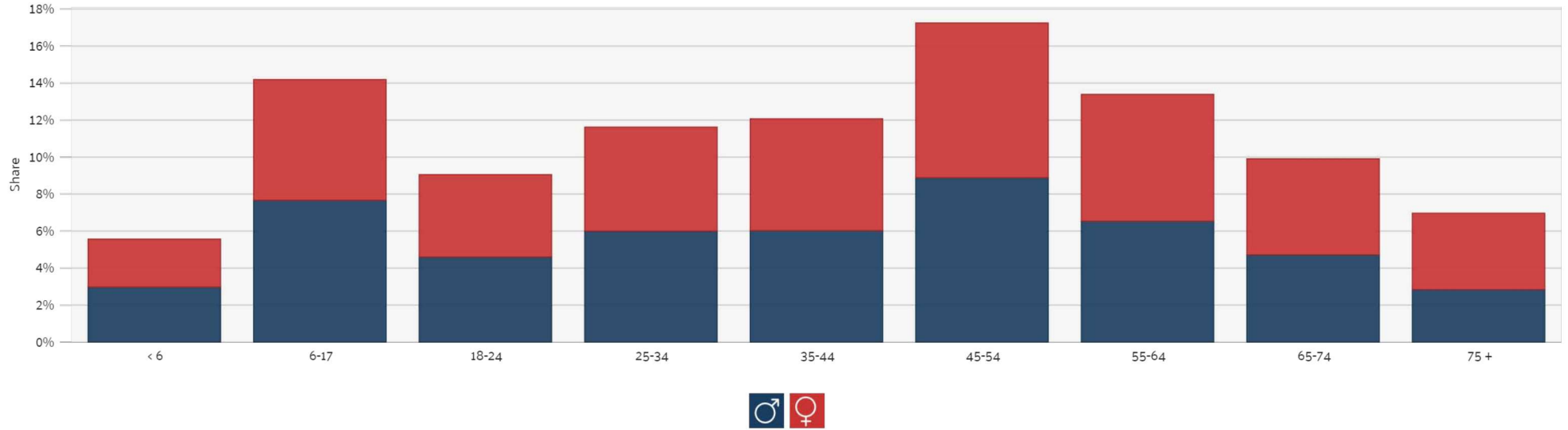
### Employer-Based Health Insurance



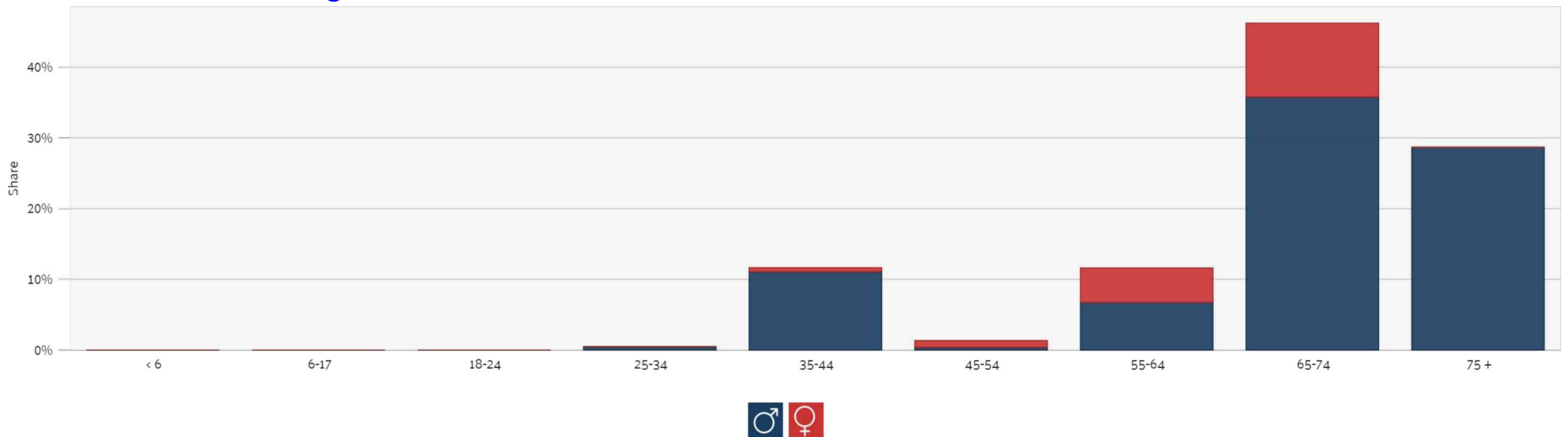
2016

## Insurance Coverage by Age and Gender (cont.)

### Private Health Insurance



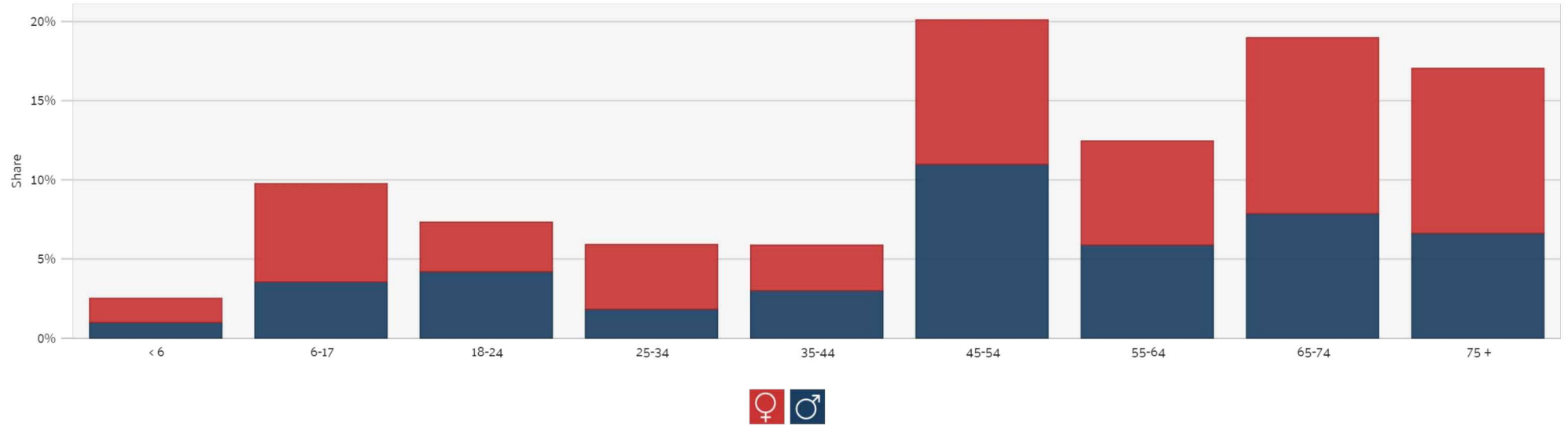
### VA Health Care Coverage



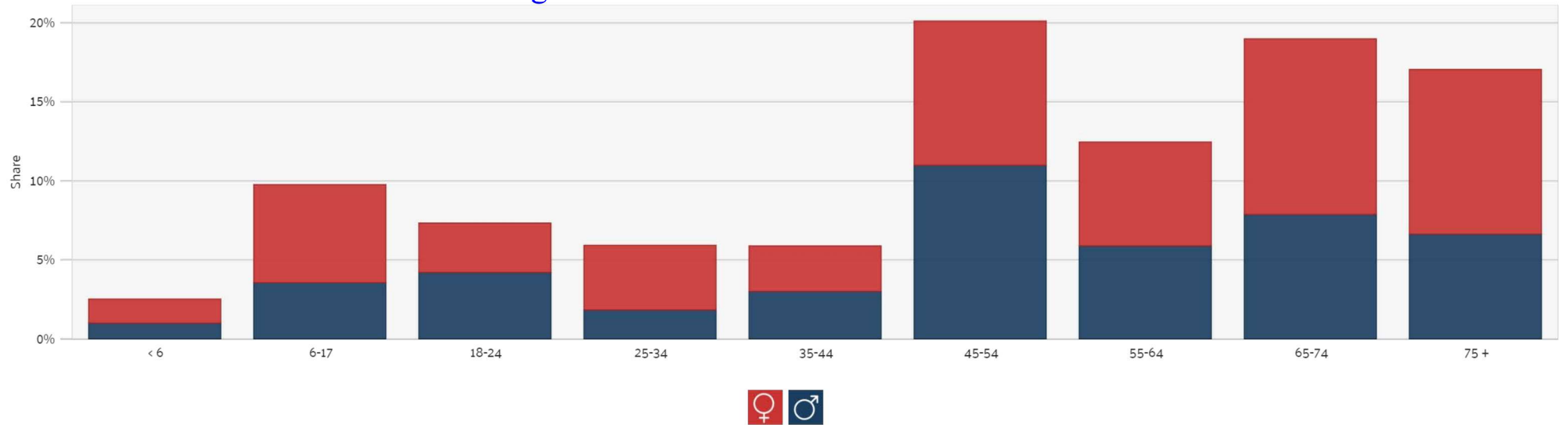
2016

## *Insurance Coverage by Age and Gender (cont.)*

### Direct Purchase Health Insurance



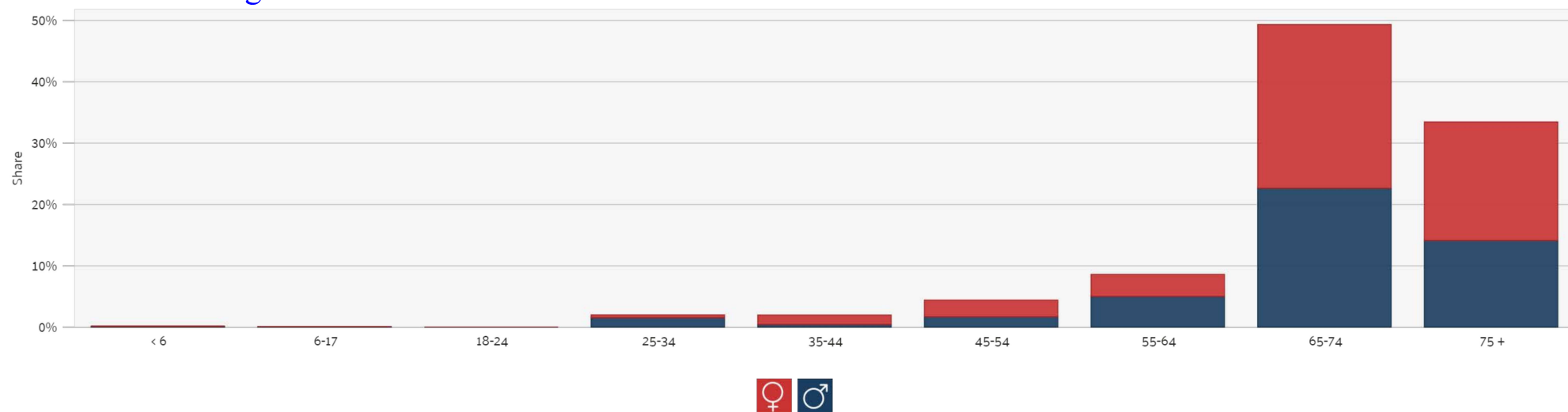
### Medicaid/Means-Tested Public Coverage



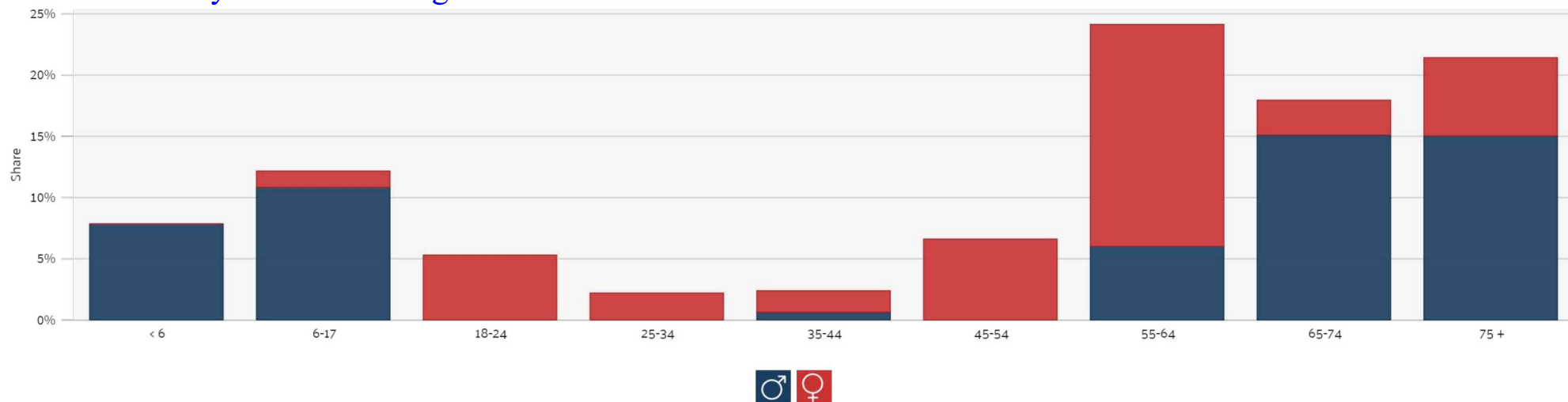
## 2016

### Insurance Coverage by Age and Gender (cont.)

#### Medicare Coverage



#### Tricare/Military Health Coverage





## 2016

### *Insurance Coverage By Age and Gender Summary (cont.)*

#### Healthcare Coverage

**6-17**

MALE MAJORITY

*Dawson County, TX residents 6-17 years of age are the largest age group with healthcare coverage in Texas. The age groups most likely to have health care coverage are 6-17 and 6-17, for men and women respectively. Nationally, 6-17 (for men) and 6-17 (for women) are the age groups most likely to have coverage.*

**6-17**

FEMALE MAJORITY

#### No Healthcare Coverage

**25-34**

MALE MAJORITY

*Dawson County, TX residents 25-34 years of age are the largest age group with No healthcare coverage in Texas. The age groups most likely to have health care coverage are 25-34 and 35-44, for men and women respectively. Nationally, 25-34 (for men) and 25-34 (for women) are the age groups most likely to have coverage.*

**35-44**

FEMALE MAJORITY

#### Employer-Based Health Insurance

**45-54**

MALE MAJORITY

*Dawson County, TX residents 45-54 years of age are the largest age group with employer-based health insurance in Texas. The age groups most likely to have health care coverage are 45-54 and 45-54, for men and women respectively. Nationally, 45-54 (for men) and 45-54 (for women) are the age groups most likely to have coverage.*

**45-54**

FEMALE MAJORITY

#### Private Health Insurance

**45-54**

MALE MAJORITY

*Dawson County, TX residents 45-54 years of age are the largest age group with private health insurance in Texas. The age groups most likely to have health care coverage are 45-54 and 45-54, for men and women respectively. Nationally, 45-54 (for men) and 45-54 (for women) are the age groups most likely to have coverage.*

**45-54**

FEMALE MAJORITY

## 2016

### *Insurance Coverage By Age and Gender Summary (cont.)*

#### VA Health Care Coverage

##### **65-74**

MALE MAJORITY

*Dawson County, TX residents 65-74 years of age are the largest age group with VA Health Care coverage in Texas. The age groups most likely to have health care coverage are 65-74 and 65-74, for men and women respectively. Nationally, 65-74 (for men) and 55-64 (for women) are the age groups most likely to have coverage.*

##### **65-74**

FEMALE MAJORITY

#### Direct Purchase Health Insurance

##### **45-54**

MALE MAJORITY

*Dawson County, TX residents 45-54 years of age are the largest age group with direct-purchase health insurance in Texas. The age groups most likely to have health care coverage are 45-54 and 65-74, for men and women respectively. Nationally, 65-74 (for men) and 65-74 (for women) are the age groups most likely to have coverage.*

##### **65-74**

FEMALE MAJORITY

#### Medicaid/Means-Tested Public Coverage

##### **6-17**

MALE MAJORITY

*Dawson County, TX residents 6-17 years of age are the largest age group with Medicaid/Means-tested public coverage in Texas. The age groups most likely to have health care coverage are 6-17 and 6-17, for men and women respectively. Nationally, 6-17 (for men) and 6-17 (for women) are the age groups most likely to have coverage.*

##### **6-17**

FEMALE MAJORITY

2016

## *Insurance Coverage By Age and Gender Summary (cont.)*

### Medicare Coverage

**65-74**

MALE MAJORITY

*Dawson County, TX residents 65-74 years of age are the largest age group with Medicare coverage in Texas. The age groups most likely to have health care coverage are 65-74 and 65-74, for men and women respectively. Nationally, 65-74 (for men) and 65-74 (for women) are the age groups most likely to have coverage.*

**55-64**

FEMALE MAJORITY

### Tricare/Military Health Coverage

**45-54**

MALE MAJORITY

*Dawson County, TX residents 55-64 years of age are the largest age group with Tricare/Military Health coverage in Texas. The age groups most likely to have health care coverage are 65-74 and 55-64, for men and women respectively. Nationally, 65-74 (for men) and 65-74 (for women) are the age groups most likely to have coverage.*

**65-74**

FEMALE MAJORITY

# HEALTH AND SAFETY

(cont.)

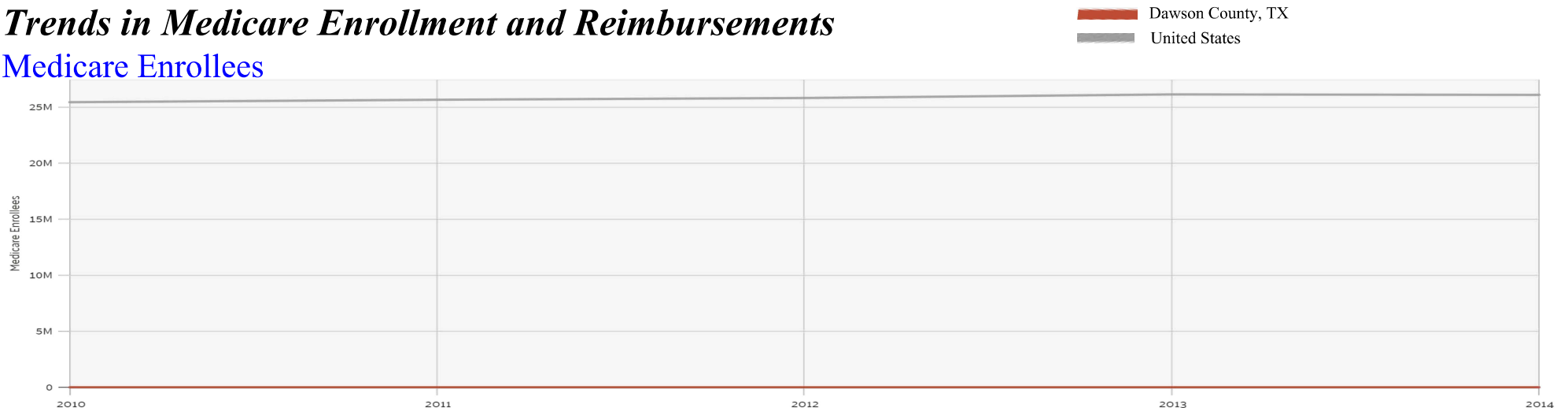
2014

## *Medicare Enrollment and Reimbursements*

Medicare Enrollees	1,633
Reimbursements Per Medicare Enrollee	\$8,986
Hospital Reimbursements Per Medicare Enrollee	\$3,544
Physician Reimbursements Per Medicare Enrollee	\$1,739
Outpatient Reimbursements Per Medicare Enrollee	\$1,980
Home Health Reimbursements Per Medicare Enrollee	\$1,046
Hospice Reimbursements Per Medicare Enrollee	\$480
Medical Equipment Reimbursements Per Medicare Enrollee	\$164

## *Trends in Medicare Enrollment and Reimbursements*

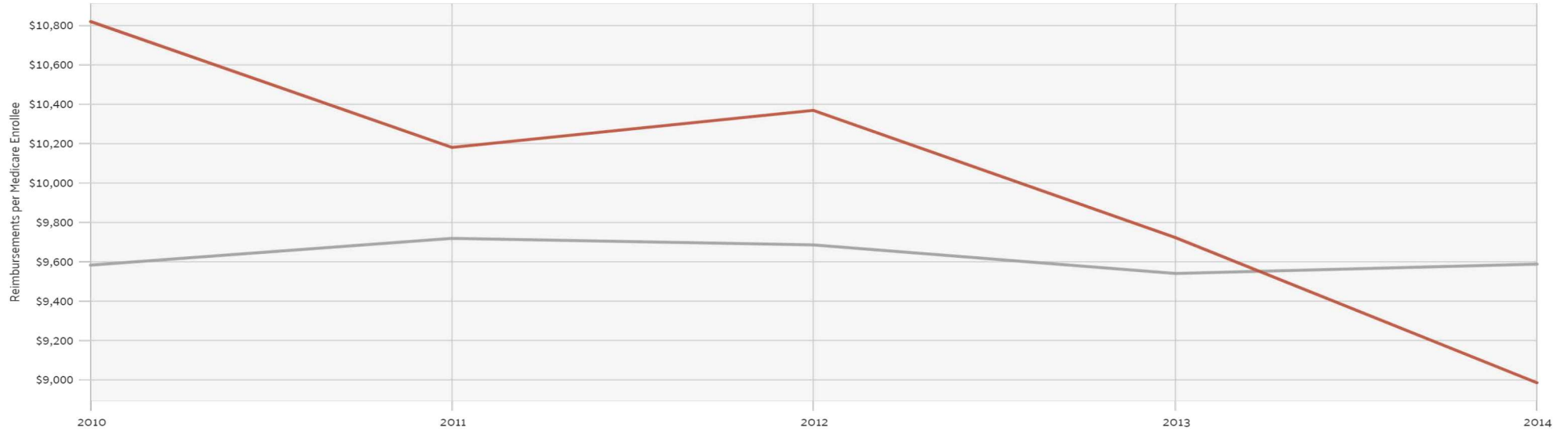
### Medicare Enrollees



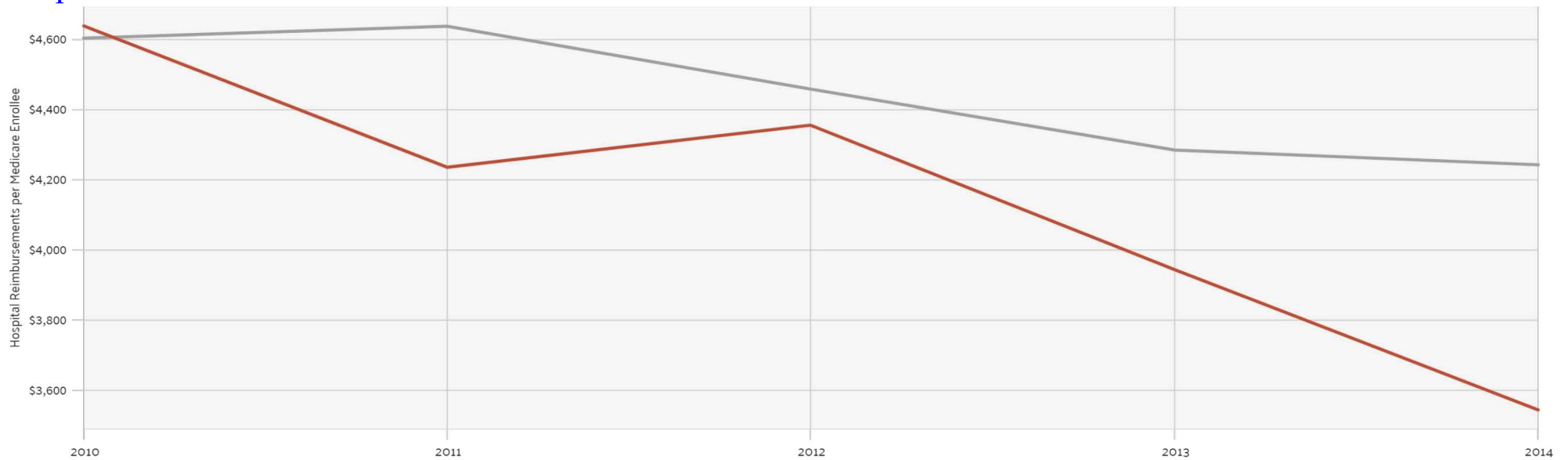
## 2014

### *Trends in Medicare Enrollment and Reimbursements (cont.)*

#### Reimbursements Per Medicare Enrollee



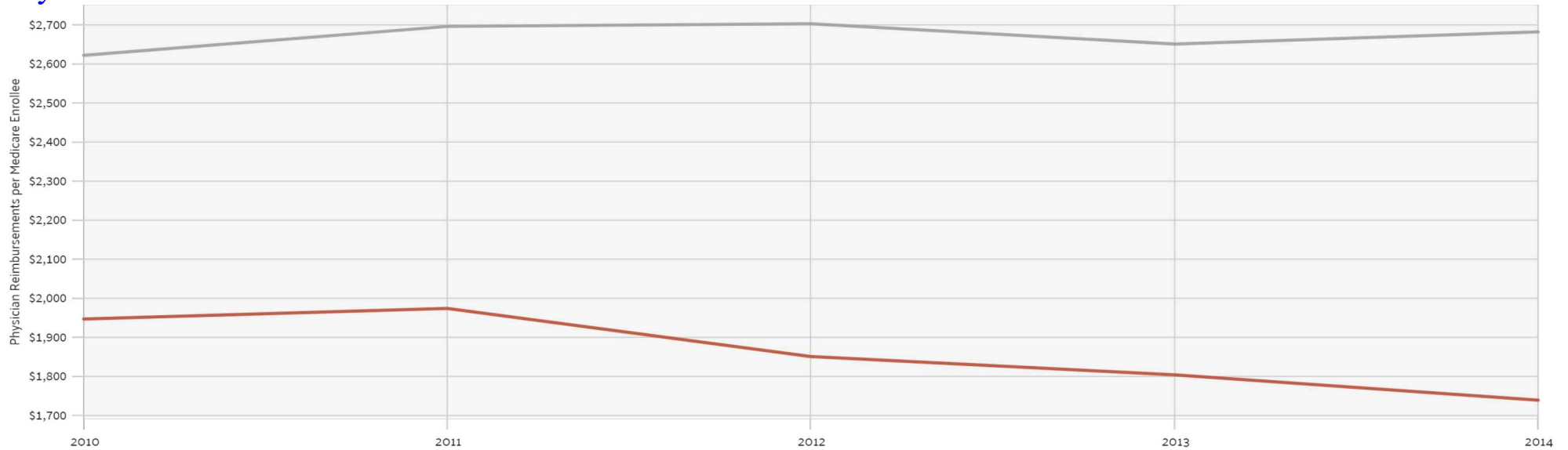
#### Hospital Reimbursements Per Medicare Enrollee



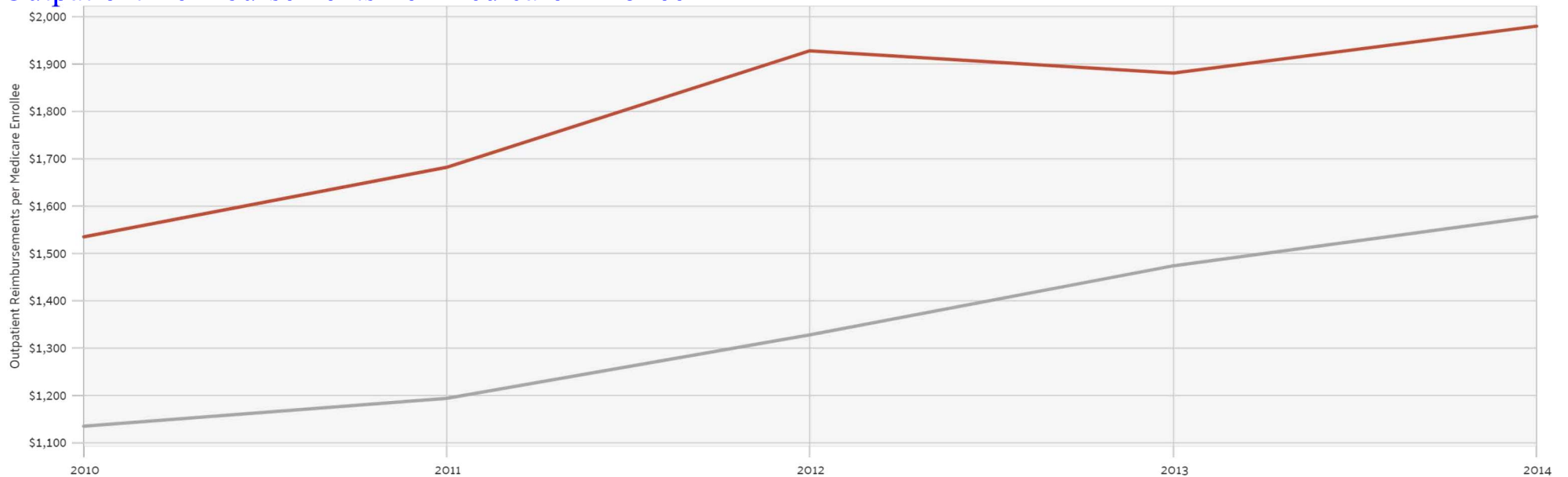
## 2014

### *Trends in Medicare Enrollment and Reimbursements (cont.)*

#### Physician Reimbursements Per Medicare Enrollee



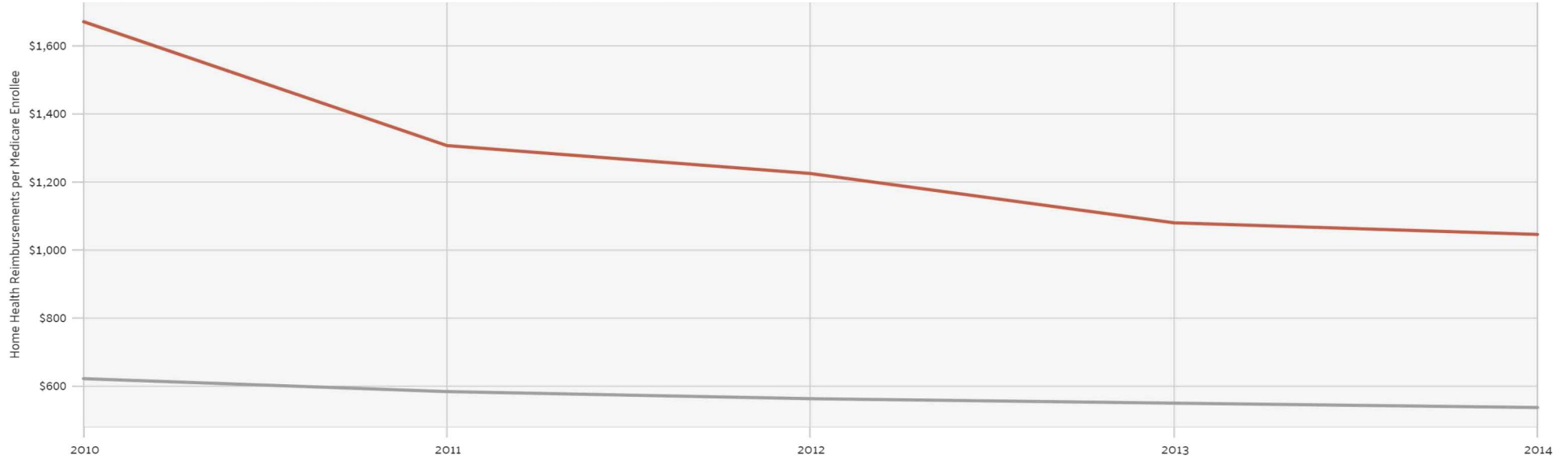
#### Outpatient Reimbursements Per Medicare Enrollee



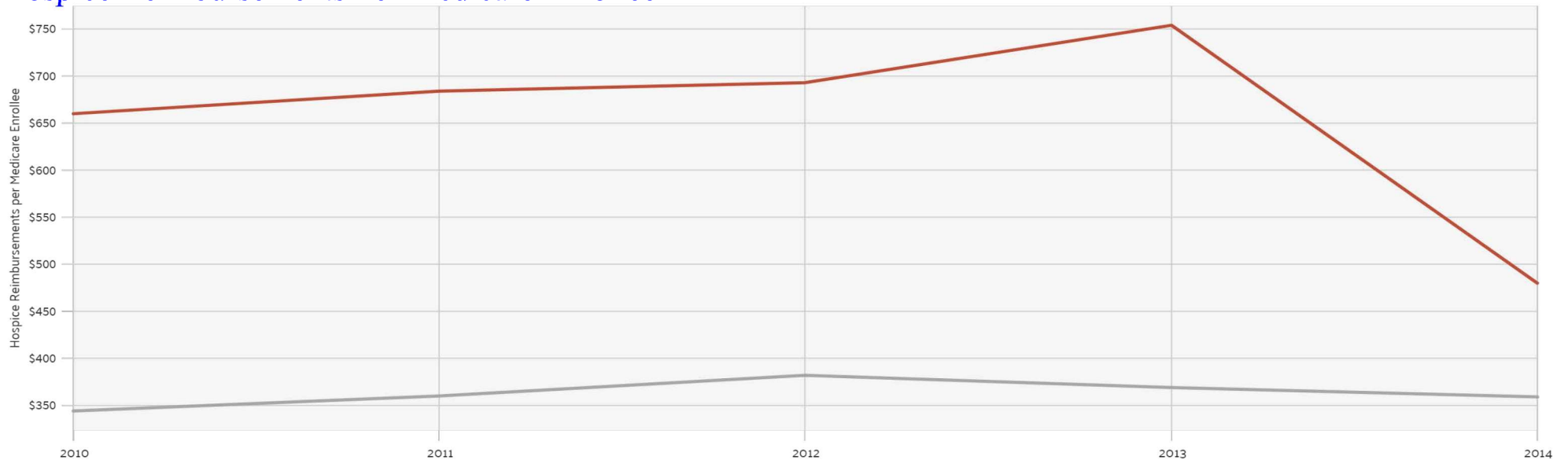
## 2014

### *Trends in Medicare Enrollment and Reimbursements (cont.)*

#### Home Health Reimbursements Per Medicare Enrollee



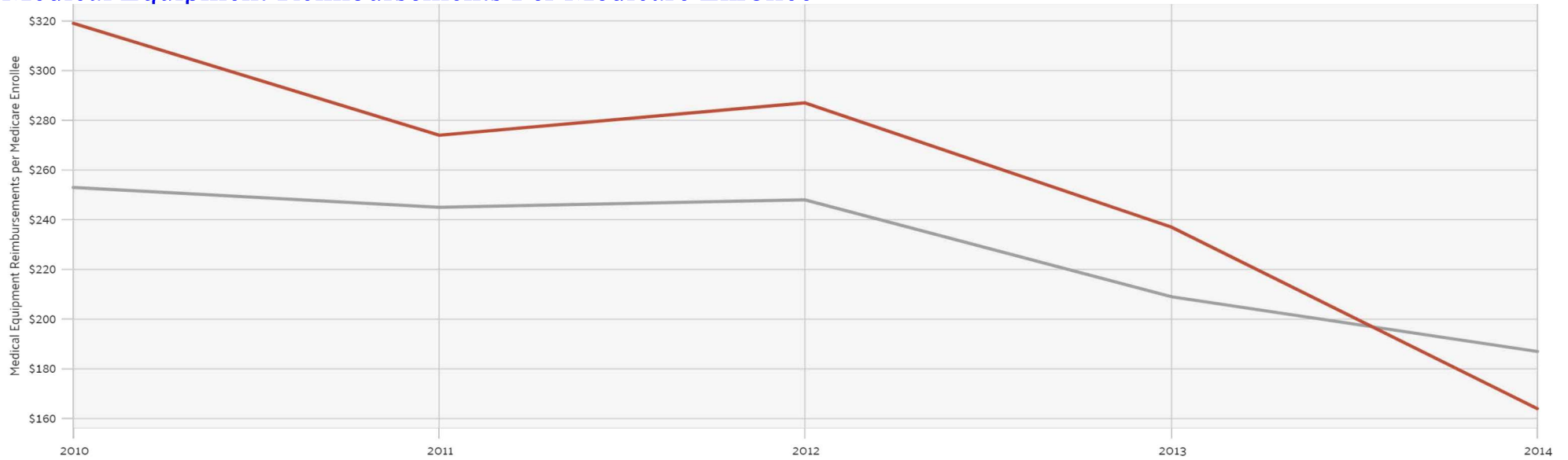
#### Hospice Reimbursements Per Medicare Enrollee



## 2014

### *Trends in Medicare Enrollment and Reimbursements (cont.)*

#### Medical Equipment Reimbursements Per Medicare Enrollee



Dataset: Dartmouth Atlas of Health Care  
Source: Dartmouth College

DATAUSA:



# HEALTH AND SAFETY

## 2014

### *Trends in Medicare Enrollment and Reimbursements Summary*

#### Medicare Enrollees

**1,633**

##### MEDICARE ENROLLEES

Medicare Enrollees in Dawson County, TX were 1,633 in 2014, but 1,736 in 2013. These numbers represent a 7.58% growth during that year. Medicare Enrollees in Dawson County, TX are \$602 less than the national average. Medicare is a Federal program which provides health benefits to older Americans.

#### Reimbursements for Medicare Enrollee

**\$8,986**

##### REIMBURSEMENTS PER MEDICARE ENROLLEE

Reimbursements per Medicare Enrollee in Dawson County, TX were \$8,986 in 2014, but \$9,723 in 2013.

#### Hospital Reimbursements for Medicare Enrollee

**\$3,544**

##### HOSPITAL REIMBURSEMENTS PER MEDICARE ENROLLEE

Hospital Reimbursements per Medicare Enrollee in Dawson County, TX were \$3,544 in 2014, but \$3,944 in 2013.

#### Physician Reimbursements for Medicare Enrollee

**\$1,739**

##### HOSPITAL REIMBURSEMENTS PER MEDICARE ENROLLEE

Physician Reimbursements per Medicare Enrollee in Dawson County, TX were \$1,739 in 2014, but \$1,804 in 2013.

2014

## *Trends in Medicare Enrollment and Reimbursements Summary (cont.)*

### Outpatient Reimbursements for Medicare Enrollee

**\$1,980**

OUTPATIENT REIMBURSEMENTS FOR MEDICARE ENROLLEE

Outpatient Reimbursements per Medicare Enrollee in Dawson County, TX were \$1,980 in 2014, but \$1,881 in 2013.

### Home Health Reimbursements for Medicare Enrollee

**\$1,046**

HOME HEALTH REIMBURSEMENTS PER MEDICARE ENROLLEE

Home Health Reimbursements per Medicare Enrollee in Dawson County, TX were \$1,046 in 2014, but \$1,080 in 2013.

### Hospice Reimbursements for Medicare Enrollee

**\$480**

HOSPICE REIMBURSEMENTS PER MEDICARE ENROLLEE

Hospice Reimbursements per Medicare Enrollee in Dawson County, TX were \$480 in 2014, but \$754 in 2013.

### Medical Equipment Reimbursements for Medicare Enrollee

**\$164**

MEDICAL EQUIPMENT REIMBURSEMENTS PER MEDICARE ENROLLEE

Medical Equipment Reimbursements per Medicare Enrollee in Dawson County, TX were \$164 in 2014, but \$237 in 2013. T

# HEALTH AND SAFETY

(cont.)

2014

## *Hospital Care for Medicare Patients*

Dataset: Dartmouth Atlas of Health Care  
Source: Dartmouth College

### Heart Disease and Pneumonia

In Dawson County, TX in 2014, 14 Medicare enrollees were treated for Congestive Heart Failure, 13 for Acute Myocardial Infarction, and N/A for Pneumonia.

### Diabetes Care

In 2014, the Medicare enrollees in Dawson County, TX between the ages of 65 and 75 had 113 eye exams, 172 hemoglobin tests, and 158 lipid tests as part of their diabetes care. Here is a breakdown of each test by race as a percentage of enrollees with diabetes.

### Preventative Women's Health Services

In 2014, out of the 118 women in Dawson County, TX between the ages of 67 and 69 enrolled in medicare, 49 had mammograms. This chart looks at the change in percentage of Black and non-Black Medicare enrollees who had mammograms from 2010 to 2014.

# HEALTH AND SAFETY

2017

## *Conditions and Diseases*

Dataset: County Health Rankings  
Source: University of Wisconsin

- Diabetes Prevalence (defined as the percentage of adults aged 20 and above with diagnosed diabetes) 9.1%
- Obesity Prevalence (defined as the percentage of adults that report a BMI greater than or equal to 30) 29.9%
- Chlamydia Diagnosis (defined as number of newly diagnosed chlamydia cases per 100,000 population) 470.7
- HIV Diagnosis (defined as the number of persons living with a diagnosis of human immunodeficiency virus (HIV) infection per 100,000 population) 73.6

# HEALTH AND SAFETY

(cont.)

2017

## *Risky Harmful Behaviors*

Dataset: County Health Rankings  
Source: University of Wisconsin

- Adult Smoking Prevalence (defined as the percentage of adults that reported currently smoking) 16.7%
- Excessive Drinking Prevalence ( defined as the percentage of adults that report excessive drinking) 18.0%
- Driving Deaths Involving Alcohol (defined as the percentage of driving deaths with alcohol involvement) 15.8%
- Motor Vehicle Crash Deaths (defined as the amount of motor vehicle crash deaths per 100,000 population) 13.6



**Executive Director: Sean Overeynder**

**123 Main Avenue**

**Lamesa, TX 79331**

**[www.LamesaDevelopment.org](http://www.LamesaDevelopment.org)**

**email: [Sean.Overeynder@LamesaDevelopment.org](mailto:Sean.Overeynder@LamesaDevelopment.org)**

**(806) 872-2207**

The data and analysis contained within the preceding documents were compiled using information provided by the following sources:

- Data.com
- United States Census Bureau: ACS Public Use Microdata Sample (ACS PUMS), American Community Survey
- Dartmouth College: Dartmouth Atlas of Healthcare
- Kaiser Family Foundation State Health Facts: Kaiser Family Foundation analysis of Centers for Disease Control and Prevention (CDC), National Center for Health Statistics
- University of Wisconsin: County Health Rankings
- Department of Education: NCES IPEDS
- Concho Valley COG & Permian Basin Regional Planning Commission (East) Puma, TX

**THIS PAGE INTENTIONALLY LEFT BLANK**



Main Hospital Entrance



Emergency Room/ Outpatient Entrance

LAMESA, TEXAS



## *Medical Arts Hospital*

[www.medicalartshospital.org](http://www.medicalartshospital.org)

Medical Arts Hospital, located in Lamesa, Texas, is the hub of healthcare to more than 83,000 residents in our service area. This 70,000 sq. ft. facility, licensed for 23-beds, was built in 2009 to provide an increased focus on the day-to-day healthcare of our residents. Our Outpatient and Emergency services were built to accommodate current needs and well into the future of our growing community.

### *Who We Are:*

We are dedicated to serving our community with compassion and quality care by striving to Reach Every Aspect of our Community's Health.

To be recognized as the first choice for healthcare as we REACH to create a healthy community.

### *Our Services Include:*

Inpatient and Outpatient Services, Swing Bed, Case Management, Cardiopulmonary Services, Physical Therapy, Emergency Room Services, EMS, Laboratory Services, MRI, CT Scan, Nuclear Medicine, Ultrasound with Cardiovascular Ultrasound, Fluoroscopy and Bone Density.

### *Medical Arts Health Clinic*

Consists of three Family Practice Physicians: Mark Key, M.D., Michael Sprys, D.O., Eileen Sprys, M.D., and three Mid-Level Providers, Laura Weatherman, PA-C MPAS, Robin Byrne MSN, RN, FNP-BC, Chris Ackerman MSN, RN, FNP.

### *Medical Arts Specialty Annex*

Our Specialty Annex is unique in that we provide a space for various specialty physicians to practice throughout the month for the benefit of Dawson County residents. These specialists include Orthodontics, Orthopedics, Pain Management, Cardiology, Urology, and Nephrology.